

HLL BIOTECH LIMITED, CHENNAI

INTEGRATED VACCINES COMPLEX, CHENGALPATTU

nne pharmaplan

User Requirement Specifications

Equipment/System

Sterile Filtration Housing Unit

Identification #

-

Document No.

URS/SFU 01

Effective Date

17.7.2014

Revision#

02



HLL BIOTECH LIMITED
3, Madhav Street, Chennai - 600 015
(A Government of India Enterprise)

User Requirement Specifications Sterile Filtration Housing Unit

Block Code	Area	Identification #	Description	Quantity
F1	Viral Vaccine Formulation- Rabies	F1-SFU 01_02&03	2 x 10"; SS filter housing train to suit Code 7 type filter cartridge	2
			1 x 10"; SS filter housing to suit Code 7 type filter cartridge	1
F1	Viral Vaccine Formulation- Measles	F1-SFU 04_05&06	2 x 10"; SS filter housing train to suit Code 7 type filter cartridge	1
			1 x 10"; SS filter housing to suit Code 7 type filter cartridge	2
F2	Bacterial Vaccine Formulation	F2-SFU 01_02&03	1 x 10"; SS filter housing to suit Code 7 type filter cartridge	3
B4	Rabies Bulk	B4-SFU 01	2 x 10"; SS filter housing train to suit Code 7 type filter cartridge	2
Q1	Quality Control	Q1-SFU 01_02&03	1 x 10"; SS filter housing to suit Code 7 type filter cartridge	3

HLL BIOTECH LIMITED, CHENNAI

INTEGRATED VACCINES COMPLEX, CHENGALPATTU


nne pharmanplan*	User Requirement Specifications			 HLL BIOTECH LIMITED S. Arundhan / M. Arun / S. Arun A Government of India Company	
	Equipment/System	Sterile Filtration Housing Unit			
	Identification #	-	Document No.		URS/SFU 01
	Effective Date	17.7.2014	Revision#		02

Table of Contents

1.0	APPROVAL SIGNATURE	4
2.0	EQUIPMENT DESCRIPTION.....	5
2.1	SCOPE OF SUPPLY	5
3.0	PROCESS DESCRIPTION	7
3.1	INPUT & CHARGING METHOD	7
3.2	BRIEF PROCESS STEPS	7
3.3	OUTPUT & DISCHARGING METHOD.....	7
4.0	PRODUCTIVITY REQUIREMENT	7
4.1	DESIRED/ SUGGESTED CAPACITY.....	7
4.2	STANDARD BATCH SIZE	7
4.3	CHANGE OVER TIME.....	7
4.4	OTHER PRODUCTIVITY REQUIREMENT	7
5.0	CONTAINMENT	7
6.0	GMP REQUIREMENTS	7
6.1	PROCESS CONTROL.....	
6.2	FAILURE MODE DETECTION.....	7
6.3	IN -PROCESS CONTROL.....	7
6.4	LEVEL OF INSTRUMENTATION	7
6.5	BATCH DATA DISPLAY AND RECORD PRINTING.....	8
6.6	GMP REQUIREMENTS (OTHERS)	8
6.7	SPECIFIC REQUIREMENTS	8
6.8	SPARES AND CONSUMABLES (IF APPLICABLE).....	8
7.0	CONSTRAINTS.....	8
7.1	EQUIPMENT LOCATION AND AVAILABLE SPACE	
7.2	AVAILABLE UTILITY	8
8.0	ABBREVIATION	9
9.0	REVISION INDEX	9

HLL BIOTECH LIMITED, CHENNAI

INTEGRATED VACCINES COMPLEX, CHENGALPATTU

ne pharmaplan

User Requirement Specifications

Equipment/System

Sterile Filtration Housing Unit

Identification #

-

Document No.

URS/SFU 01

Effective Date

17.7.2014

Revision#

02




URS Annexure List:

URS Annex No.	Detail
1	List of Preferred Make of components




HLL BIOTECH LIMITED, CHENNAI











INTEGRATED VACCINES COMPLEX, CHENGALPATTU

nne pharmaplan*	User Requirement Specifications			 HBL BIOTECH LIMITED 3, Bhatia Road, Sector 12A, Gurgaon Gurgaon - 122 001, Haryana, India	
	Equipment/System	Sterile Filtration Housing Unit			
	Identification #	-	Document No.		URS/SFU 01
	Effective Date	17.7.2014	Revision#		02

1.0 APPROVAL SIGNATURE

This document is prepared by the Process, Validation and GMP Compliance team of "NNE Pharmaplan India" for the project "Integrated Vaccines Complex, Chengalpattu, Chennai" (project number: 120310) of HLL BIOTECH LIMITED (Chennai) under the authority of their Project Manager. Hence, this document before being effective should be reviewed by HBL user/s and project/ engineering team, approved by team lead of user department and QA and authorized by the appropriate Project Authority.

NNE Pharmaplan India Limited			
Name	Designation	Signature	Date
Prepared by			
Ms. Shilpa Rao	Senior Engineer-Process		04/07/14
Checked by			
Ms. Bincy Joseph	Senior Engineer-Process		05/07/14
Approved by			
Mr. Vikas Katial	GM - Head COC Vaccines		07/07/14

HLL Biotech Limited			
Name	Designation	Signature	Date
Reviewed by			
P. NANIN KUMAR	DM - VIRAL VACCINE		14/07/2014
K. RADHA KRISHNAN	DM. PRODUCTION		14/07/2014
CH. LAKSHMI PUNNARAO	DM - Formulation		14/07/2014
SANJEEV KUMAR. R	M - QC		14/07/14
VIGNESHWARAN. T	AIM- PROJECTS		14/07/14
Approved By			
Dr. (Mrs) Indira Devi Veenabalan	Project Head (V-V)		14/07/14
Dr. R. KUMARAN	DVP- Production		14/07/14
G. NARASIMHA REDDY	Sr. Manager		14.07.2014
	-	-	-
	-	-	-
D. SURESH BABU	DM (QC & QA)		14.07.2014
Authorized by			
RAMAN. K. R	CEO		17.7.2014

HLL BIOTECH LIMITED, CHENNAI

INTEGRATED VACCINES COMPLEX, CHENGALPATTU

nne pharmaplan

User Requirement Specifications

Equipment/System

Sterile Filtration Housing Unit

Identification #

-

Document No.

URS/SFU 01

Effective Date

17.7.2014

Revision#

02



2.0 EQUIPMENT DESCRIPTION

The equipment described in this URS is a portable type with skid support for Double housing and Single housing for carrying out filtration of various processes.

The unit will be used in a clean room under aseptic conditions and therefore has to comply with all requirements of cGMP.

DESCRIPTION	Remarks
2.1 SCOPE OF SUPPLY The skid mounted SS filtration train should be accommodated with 2 nos of SS Filter Housing Bell to suit 10 Inch, Code 7 filter cartridges and 1 no. of SS Filter Housing Bell to suit 10 Inch, Code 7 filter cartridge.	
A. Major components required with the system are mentioned below: <ul style="list-style-type: none"> Filter housing and Filter Cartridges for sterile filtration, all product contact parts should be made of SS 316L and Surface finishing of the filter Inner surface – Ra <0.5 Ra[EP], external surface < 1.2 Ra. Suitable provision to be provided for filter integrity testing. The entire SS filtration housing should be sterilizable in autoclave at 121 °C Diaphragm pressure gauge should be provided with TC ends above the SS housing bell and suitable end caps. Inlet & Outlet ports should be provided with sterilizable diaphragm valves and sanitary hose barb adapter (SS 316L) with TC clamps to suit 6 mm to 12 mm ID silicon tube. 3/4" SS 316L grade sanitary diaphragm vent valve should be provided in the SS housing system for venting operation. Maximum design pressure of filter housing must be of 10 bar. Manual diaphragm valves of sanitary type at the feed inlet and filtrate outlet to be provided. 	
B. Cleaning: Cleaning of the system should be done manually.	
C. Sterilization: Sterilization of the system should be done in autoclave.	

D. The filtration unit should contain the followings for a smooth running of the equipment.

S. No.	Description	Purpose	Remarks
1	Product Inlet with TC end	For attaching to the pipe line to the hose barb adaptor.	
2	Product outlet with TC end	For attaching to silicon tube to transfer to containers.	
3	Filter housing	SS316L filter housings to suit code 7 type filter cartridge.	
4	Drain valve	For draining the product remained in the filter housing at the end of the process	
5	Integrity connector	For testing the integrity of the filter	


HLL BIOTECH LIMITED, CHENNAI

INTEGRATED VACCINES COMPLEX, CHENGALPATTU

HBL HLL BIOTECH LIMITED S. Aravindan, P. M., Director (Gen. Mgt.) Chennai - 600 076, India	User Requirement Specifications			
	Equipment/System	Sterile Filtration Housing Unit		
	Identification #	-	Document No.	URS/SFU 01
	Effective Date	17.7.2014	Revision#	02


Note:

I.	This Technical Specification is the basis for an inquiry to a vendor and therefore the basis for the vendor's proposal.
II.	The vendor is asked to state in "REMARKS" column with "yes" if the described requirement will be completely fulfilled and with "no" in case the requirement will not or cannot be fulfilled with the proposed equipment. In case of an deviation a comment must be inserted or enclosed as a separate annexure by referring to the respective URS specification number.
III.	The vendor must clearly comment each item of the Technical Specification. The comments must be in English language. If extra cost for necessary options becomes necessary the item must be clearly stated.
IV.	In case that the requirement includes a question or request or information from the vendor, the answer / information should be stated in the "REMARKS" column.
V.	The final version of this document including the vendor's comments will become basis of a potential purchase order or contract.
VI.	The Technical Specification serves to define a summary of all vendor's requirements concerning scope of delivery and services.
VII.	The vendor is responsible for technically unobjectionable function of the equipment. This TS is not intended to dictate a technical design to the vendor. If agreed upon with the vendor, the vendor can apply his practically proven design.
VIII.	Special Instruction <ol style="list-style-type: none"> If no comments against any specification should be considered as "NO" and If there is no reply / comments against the complete URS by the vendor then it should be treated as unresponsive / technically non-compliant and rejected.
IX.	All the instruments and controls mentioned in the URS(s) are expected to be standard supply and part of your standard equipment model. In case of any deviation or redundancy or additional scope of supply is noticed, vendor is required to obtain clarification from HBL before submitting the quotes.
X.	The makes requested are standard international makes. In case of any deviation, vendor to seek clarification from HBL before submitting the offers.
XI.	Refer document Installation Requirement Specification and Specific Instructions with URS; NPI_120310_IRS_S1_01
XII.	Refer Tender document with URS; NPI_120310_EQP_TD_06

HLL BIOTECH LIMITED, CHENNAI					
INTEGRATED VACCINES COMPLEX, CHENGALPATTU					
HLL Pharmaplan	User Requirement Specifications				 <small>HLL BIOTECH LIMITED 3, Boden, 2nd Floor, 600 017 Chennai, India</small>
	Equipment/System	Sterile Filtration Housing Unit			
	Identification #	-	Document No.	URS/SFU 01	
	Effective Date	17.7.2014	Revision#	02	
Specifications					Remarks
3.0 PROCESS DESCRIPTION					
3.1 Input & Charging method					
3.1.1 Product inlet: Solution/Component is transferred from vessel to sterile filter unit.					
3.2 Brief Process Steps					
3.2.1 The equipment will be used for clarification and sterile filtration of the process solutions.					
3.3 Output & Discharging method					
3.3.1 The Filtrate will be collected into containers under BSC / LAFU for further process					
4.0 PRODUCTIVITY REQUIREMENT					
4.1 Desired/ suggested capacity					
4.1.1 Low hold – up volume.					
4.1.2 The process piping inner diameter - vendor to specify.					
4.1.3 SFU should be completely drainable.					
4.1.4 SS Housing should be compatible with code 7 type filters .					
4.2 Standard batch size					
Not Applicable					
4.3 Change Over Time					
Not Applicable					
4.4 Other Productivity Requirement					
Not Applicable					
5.0 CONTAINMENT					
Not Applicable					
6.0 GMP REQUIREMENTS					
6.1 Failure mode detection					
Not Applicable					
6.2 In –Process control					
Vent valve should be provided .					
6.3 Level of instrumentation					
Not Applicable					
File Name	NPI_120310_EQP_URS_SFU 01	Start Date	13-04-2014	Page No.	Page 7 of 9

HLL BIOTECH LIMITED, CHENNAI

INTEGRATED VACCINES COMPLEX, CHENGALPATTU

HLL Biopharmaplan	User Requirement Specifications			 <div>HLL BIOTECH LIMITED S. No. 12/1, 12/2, 12/3, 12/4 Chengalpattu - 603 001, Tamil Nadu</div>	
	Equipment/System	Sterile Filtration Housing Unit			
	Identification #	-	Document No.		URS/SFU 01
	Effective Date	17.7.2014	Revision#		02

6.4 Batch data display and record printing

Not Applicable

6.5 GMP requirements (Others)

6.5.1 The housing bell should be seamless pipe with smooth polished finish.

6.5.2 Equipment parts should be easily dismantle-able and cleanable.

6.5.3 "O" rings, Gaskets (Viton/silicon/EPDM) should be of food grade.

6.6 Specific requirements

6.6.1 Overall size of the filtration housing train (including all the vents and supporting frame) should be compatible/suitable for sterilization/decontamination in the smallest autoclave with the height of 750mm.

6.6.2 The SS filtration system should be completely drainable.

6.6.3 Filtration Unit grid (supporting frame) should have blunt edges and should have compact handles to aid in lifting and transportation.

6.7 Spares and consumables

6.7.1 Vendor should provide spares for all gaskets, O-rings, TC clamps, TC blinds used in the SS filtration housing for minimum of 2 years.

7.0 CONSTRAINTS

7.1 Equipment location and available space

Not Applicable

7.2 Available Utility

Not Applicable

HLL BIOTECH LIMITED, CHENNAI

INTEGRATED VACCINES COMPLEX, CHENGALPATTU

nne pharmaplan

User Requirement Specifications

Equipment/System

Sterile Filtration Housing Unit

Identification #

-

Document No.

URS/SFU 01

Effective Date

17.7.2014

Revision#

02



8.0 ABBREVIATION

Abbreviation	Definition
ASME	American standard for manufacturing equipment
cGMP	Current Good Manufacturing Practice
HBL	HLL Biotech Limited
MOC	Material Of Construction
NNE	Novo Nordisk Engineering
NPI	NNE Pharmaplan India Ltd
NMT	Not more than
NWP	Nominal Water Permeability
TC	Tri-Clamp

9.0 REVISION INDEX

Revision	Date	Reason for revision
00	05-05-2014	First Draft for Client's Review
01	17-05-2014	Revised as per client comments received on 17-05-2014 on E-mail
02	04-07-2014	Updated as per MoM dated 04-07-2014

Annexure I. List of Preferred Make of components

S.No.	DESCRIPTION	MAKE
1	Pressure gauges	WIKA/Denver/Negele
2	Filter housing	Sartorius/ PALL/Millipore
3	Diaphragm valve(Manual)	GEMU

